













Leaders in Pressure Regulation for Pharma Compressed Air & Gas

Product Range	Steriflow J-Pure Sanitary Gas Pressure Regulator for Stainless & Single Use Systems									
	Pressure Reducing Valves (PRV)							BPRV		
	JSRLF	JSRLFLP	JSR	JSRLP	JSRH	JSRHF		JSBLF	JSBLP	JSB
Photos										
Connections	Tri-clamp, Flanges & Tube Weld Ends to ASME BPE, DIN or ISO, VCR®, NPT									
Sizes	1/4" (DN8) 3/8" (DN10) 1/2" (DN15)	1/4" (DN8) 3/8" (DN10) 1/2" (DN15)	1/2" (DN15) 3/4" (DN20)	1/2" (DN15) 3/4" (DN20)	1/2" (DN15) 3/4" (DN20) 1" (DN25)	3/4" (DN20) 1" (DN25) 1-1/2" (DN40)	1" (DN25) 1-1/2" (DN40) 2" (DN50)	1/4" (DN8) 3/8" (DN10) 1/2" (DN15)	1/2" (DN15) 3/4" (DN20)	1/2" (DN15) 3/4" (DN20)
Cv (Kv)	0.012 (0,010) 0.03 (0,026) 0.08 (0,069) 0.20 (0,173)	0.012 (0,010) 0.03 (0,026) 0.08 (0,069) 0.20 (0,173)	0.5 (0,43) 0.8 (0,69)	0.5 (0,43) 0.8 (0,69)	1.5 (1,3) 1.9 (1,64)	2.5 (2,16) 3.5 (3,03)	5 (4,31) 7.5 (6,47) 10 (8,65)	0.05 (0,04) 0.15 (0,13) 0.25 (0,21) 0.35 (0,30)	0.5 (0,43) 0.8 (0,69)	0.5 (0,43) 0.8 (0,69)
Spring Ranges psig (barg)	5-50 (0,3-3,4) 25-100 (1,7-6,9) 25-250 (1,7-17) 75-250 (5,2-17) 100-450 (7-30) 200-750 (14-52)	1-75 (0,07-5,2) 25-100 (1,7-7)	5-70 (0,3-4,8) 15-90 (1,0-6,2) 50-125 (3,4-9)	1-5 (0,07-0,3) 5-15 (0,3-1,0) 15-25 (1,0-1,7) 25-50 (1,7-3)	5-20 (0,34-1,4) 5-50 (0,34-3,4) 5-100 (0,34-7) 5-150 (0,34-10)	5-20 (0,34-1,4) 5-50 (0,34-3,4) 5-100 (0,34-6,9) 10-150 (0,69-10) 25-250 (1,72-17)	5-50 (0,34-3,4) 5-100 (0,34-6,9) 10-150 (0,69-10) 25-250 (1,72-17)	5-50 (0,34-3,4) 25-100 (1,7-6,9) 50-150 (3,4-10) 75-250 (5,2-17) 100-450 (7-31) 200-450 (14-31)	1-15 (0,07-1,03) 5-15 (0,34-1,03) 15-25 (1,03-1,7) 25-50 (1,7-3,5)	8-40 (0,55-2,8) 35-60 (2,4 - 4,1) 50-125 (3,4-9)
Sizing Method	Data Sheet Charts					Sizing Program				

GP = General Purpose Valve